

TRISHUL



Technical magazine

It is to provide a platform for the students, teachers, technical as well as non-technical staff of the college to express their work, ideas, views, opinions, etc. related to science and technology. They provide a platform for faculty and students to publish articles, share technical expertise, and highlight achievements, ultimately driving awareness of recent trends and enhancing technical skills.

Editorial Board

Faculty Coordinator:

- Mr. R.Sri Sabarinathan
- Mr. S.Karthick

Student Coordinator:

- Mr. C.Pravinkumar
- Mr. Bulbul Kumar
- Mr. U.Sakthivel



Gnanamani College of Technology
(Approved By AICTE & Affiliated to Anna University, Chennai)
Accredited By NAAC "A" Grade & NBA
NH-7, A Samuthiram, Pachal (P.O.), Namakkal - 637018
Department of Mechanical Engineering

GNANAMANI EDUCATIONAL INSTITUTIONS

Gnyanamani Educational Institutions that have carved a niche for itself in the field of engineering education within a very short span of time. Gnanamani College of Technology which was established in the year 2006, the group comprises of Gnanamani College of Education, established in the year 2005. Gnanodaya CBSE International School was established in the year 2015. These Institutions serve under the aegis of The Christian Educational Development Trust. Gnyanamani Educational Institutions were established in a well-planned campus with a green environment. The Colleges are spread on a sprawling 60 acres of serene land. The Colleges are easily accessible from all major cities by road and railway networks. These Institutions have emerged as a pioneer venture in the field of Technical Education. Dr.T.Arangannal – a Rashtria Vidhya Saraswathi Puraskar Awardee is the Chairman and Mrs.P.Malaleena is the Chairperson of the Educational Institutions.

GNANAMANI COLLEGE OF TECHNOLOGY

Gnanamani College of Technology is a leading Institution with state-of-the-art facility. The college is affiliated to Anna University and Autonomous approved by AICTE. The institution is rendering noble service to the youths in rural and urban areas. The college is accredited by the NAAC and NBA (CSE, ECE, EEE, and Mechanical). The college has grown in a short span of 17 years with 12 UG Courses namely Agricultural, Artificial Intelligence and Data Science, Bio-Medical, Biotechnology, Chemical, Computer Science, Electrical and Electronics, Electronics and Communication, Food Technology, Mechanical, Information Technology and Pharmaceutical Technology. The Institute also offers 9 PG courses in Computer Science, Construction Engineering and Management, Environmental Engineering, Embedded System Technology, Power Electronics and Drives, Industrial Engineering, VLSI Design, BME, MBA and MCA.

INSTITUTION VISION

Emerging as a technical institution of high standard and excellence to produce quality Engineers, Researchers, Administrators and Entrepreneurs with ethical and moral values to contribute the sustainable development of the society.

INSTITUTION MISSION

We facilitate our students

- To have in-depth domain knowledge with analytical and practical skills in cutting edge technologies by imparting quality technical education.
- To be industry ready and multi-skilled personalities to transfer technology to industries and rural areas by creating interests among students in Research and Development and Entrepreneurship.

DEPARTMENT OF MECHANICAL ENGINEERING

The Mechanical Engineering Department was started in the year 2009 and accredited by NBA in 2019. It offers B.E. with 60 student intake, M.E. – I.E., and Ph.D. The department has 12 Curriculum Laboratories and Industry supported labs providing Value added courses and a Centre of Excellence Laboratory. Anna University recognized Research & Development Centre with 3 Ph.D. Supervisors and 6 Doctorates. The faculty of department have published in reputed journal publications. The Department has 3 Professional Societies namely IET, ISTE and ISHRAE.

Department Vision

To produce competent Mechanical Engineer capable of working in an interdisciplinary environment contributing to benefits of society through innovation, leadership and entrepreneurship.

Department Vision

- Imparting the highest quality education through state-of-the-art facilities to build students' professional practice and make them globally competitive Mechanical Engineers by enhancing their knowledge.
- Fostering professional and ethical values and training the students to build leadership and entrepreneurship qualities for their career development.
- Undertaking research and developmental activities to provide service for the sustainable development of the society.

Program Educational Objectives (PEOs)

Graduates of Mechanical Engineering will

- PEO 1: Apply their mechanical and allied knowledge to address technical and societal problems with creativity and ethical values.
- PEO 2: Design and analyse mechanical systems with strong fundamentals and work in synchronisation with industries and research organisations as team members on multi-disciplinary projects
- PEO 3: Seek out positions of leadership actively within their profession and their community through lifelong learning.

Program Specific Outcomes (PSOs)

Graduates of the program will be able to

- PSO-1: Apply principles of basic sciences, machine design, manufacturing, thermal engineering and management to identify, formulate and solve real time problems and societal issues for the sustainable development.
- PSO-2: Develop their abilities to qualify for Employment, Higher studies and Research in Mechanical Engineering

Program Outcomes (POs)

- Engineering knowledge: Apply the knowledge of mathematics, science, engineering fundamentals and an engineering specialization to the solution of complex engineering problems
- Problem analysis: Identify, formulate, review research literature, and analyze complex engineering problems reaching substantiated conclusions using first principles of mathematics, natural sciences and engineering sciences.
- Design / development of solutions: Design solutions for complex engineering problems and design system components or processes that meet the specified needs with appropriate consideration for the public health and safety, and the cultural, societal and environmental considerations.
- Conduct investigations of complex problems: Use research-based knowledge and re-search methods including design of experiments, analysis and interpretation of data and synthesis of the information to provide valid conclusions.
- Modern tool usage: Create, select, and apply appropriate techniques, resources, and modern engineering and IT tools including prediction and modeling to complex engineering activities with an understanding of the limitations.
- The engineer and society: Apply reasoning informed by the contextual knowledge to assess societal, health, safety, legal and cultural issues and the consequent responsibilities relevant to the professional engineering practice.
- Environment and sustainability: Understand the impact of the professional engineering solutions in societal and environmental contexts, and demonstrate the knowledge of, and need for sustainable development.
- Ethics: Apply ethical principles and commit to professional ethics and responsibilities and norms of the engineering practice.
- Individual and team work: Function effectively as an individual and as a member or leader in diverse teams, and in multidisciplinary settings.
- Communication: Communicate effectively on complex engineering activities with the engineering community and with society at large, such as, being able to comprehend and write effective reports and design documentation, make effective presentations, and give and receive clear instructions.
- Project management and finance: Demonstrate knowledge and understanding of the engineering and management principles and apply these to one's own work, as a member and leader in a team, to manage projects and in multidisciplinary environments.
- Life-long learning: Recognize the need for, and have the preparation and ability to engage in independent and life-long learning in the broadest context of technological change.



Management Profile



Gnyanamani Educational Institutions are run by two legendary visionaries, Dr.T.Arangannal and Mrs.P.Malaleena, whose dedication to education has shaped the institution's identity and direction.

At the forefront is Dr.T.Arangannal, Chairman, a distinguished leader, who has been a driving force behind the institution's evolution. A recipient of the Rashtriya Vidya Saraswati Puraskar and an honorary Doctorate from the University of Sri Lanka, Dr. Arangannal is widely revered for his lifelong contributions to the field of education. His visionary leadership has cultivated a culture of excellence, discipline, and innovation across all levels of the institution.

Mrs.P.Malaleena, Chairperson, whose unwavering commitment and strategic foresight have been instrumental in establishing the institution's strong ethical and academic foundations. Her focus on student-centered learning and inclusive growth continues to define its mission, vision, and core values.

The leadership team also includes Ms.Madhuvanthinie Arangannal, Vice-Chairperson, who brings a contemporary vision and strategic insight to the institution's development. Her dynamic leadership focuses on aligning the institution with global academic standards and fostering innovation in education.

Operational administration is efficiently managed by Dr.P.Premkumar, Chief Administrative Officer, whose expertise in institutional management and policy implementation ensures the smooth functioning of all academic and support services. His strategic leadership plays a vital role in sustaining and enhancing the institution's quality standards.

Academic affairs are led by Dr.T.K.Kannan, Principal, who is committed to providing a rigorous and engaging academic environment. His leadership promotes research-driven teaching, skills development, and student empowerment, ensuring that learners are prepared to meet the demands of a rapidly changing global landscape.



Chairman's Message



It gives me immense pleasure to express that our Mechanical Engineering release the department magazine for the academic year 2023-24 highlighting the various activities and budding talents of the students on this special occasion. I value the emerging ability and the endowment of the students in their articles, poems, drawing etc., which bloom out their young talents and skills. I appreciate our magazine committee for their venture in bring out this memorable edition.

I wish the Principal, Magazine Committee and the Editorial team, Staff and Students and all the hands that rendered service to bring out a fabulous magazine for this year, I am passionately waiting for the editorial team to reach another mile stone of perfection in the next magazine. I wish them all success.

- Dr.T.Arangannal



Chairperson's Message



I am glad to know that our Gnanamani College Of Technology is leading a step forward by releasing the magazine 2023-2024. This magazine would be a common platform for the students to express their hidden talents and creativity. My hearty wishes to the Principal, staff members and students for the completion of this TRISHUL. Wishing you all success in their Academic Endeavours.

-Tmt.P.Malaleena



Vice Chairperson's Message



TRISHUL is particularly important as it encourages the students to share the knowledge they have acquired. Writing articles for the magazine also improves the communication skills of the budding engineers of the Mechanical department. It is common knowledge that representation of an idea is as important as, if not more important, than the idea itself.

I would like to congratulate the faculty and the students of the editorial team on bringing out the issue of Trishul and my best wishes to the students for a bright future.

-Ms. Madhuvanthinie Arangannal



CAO's Message



It is my privilege to know that Department of Mechanical Engineering releasing its achievements in a nutshell in the form of a magazine. This magazine is a skylight which always exhibit innovative and the creative thoughts of the blooming engineers. I take this opportunity to congratulate and wish all faculty members and students success.

-Dr.P.Premkumar



Principal Message



Trishul represents a cloud with a silver lining for the world of technology. It aims to inspire and nurture upcoming world of technology. The magazine captures the current engineers to bring a revolution in this ever evolving technological advancements. I would like to congratulate the Vice principal, HoD, Staff members and students for bringing out the issue of Trishul.

-Dr. T.K. Kannan



HoD's Message



Congratulations to the students and faculty associated to magazine committee for successfully publishing the issue of departmental technical magazine Trishul. Trishul is creating platform which provides an opportunity to the students and staff to express their original thoughts on technical topics. The magazine plays an instrumental role in providing exposure to the students to develop written communication skills and command over the language. It is a step towards building professional and ethical attitude in them. The entire journey of creating Trishul is an outcome of rigorous effort made by students and faculty. On concluding note, I would like to thank all the stakeholders for their involvement and encouragement and wish all the best for their bright future.

-Dr.N.Balakrishnan

Table of Content

Sl. No.	Topic	Activity Type	Presented by
1	Advanced Driver Assistance Systems (ADAS)	Tech Knowledge	Mr. R.Sri Sabarinathan, AP/Mech
2	Cryogenic Machining	Tech Knowledge	Mr. R.Sasikumar, AP/Mech
3	Advanced GD&T Applications & Techniques	Tech Knowledge	Mr. P.Vadivel, AP/Mech
4	Micro & Nano Manufacturing Techniques	Tech Knowledge	Mr. Bulbul Kumar, III year
5	Laser Beam Machining & Electron Beam Machining	Tech Knowledge	Mr. U.Sakthivel, II year
6	பசி	கவிதை	Mr. S.Kavinkumar, III year
7	உனவு	கவிதை	Mr. V.Rajesh, III year
8	தானியங்கள்	கவிதை	Mr. K.Muthukavi, II year
9	இயற்கை	கவிதை	Mr. S.Rajasekaran, II year
10	Mechanical Engineering	Poem	Mr. Golu Kumar, IV year
11	River with boat	Pencil Art	Mr. P.Aravinth, IV Year
12	Nature	Pencil Art	Mr. A.Mathiyas, III Year
13	Mountain with Sunrise	Pencil Art	Mr. S.Yogeswaran, II Year

Advanced Driver Assistance Systems (ADAS)

Engineering the Intelligence Behind Modern Mobility

- In the evolution of automobiles—from mechanical machines to intelligent mobility platforms—Advanced Driver Assistance Systems (ADAS) represent one of the most transformative breakthroughs.
- Positioned between conventional vehicles and fully autonomous driving, ADAS integrates sensing, computation, control, and connectivity to improve road safety and driving efficiency.
- Global automotive leaders such as Tesla, BMW, Mercedes-Benz, Toyota, and Volvo Cars are embedding ADAS features across vehicle segments—from premium sedans to mass-market electric vehicles.
- This article explores ADAS from a technical magazine perspective, focusing on architecture, sensor technologies, control algorithms, system integration challenges, and future mobility trends.

ADAS System Architecture

A typical ADAS architecture consists of four core layers:

1. Perception Layer: Responsible for environment sensing.
2. Sensor Fusion Layer: Raw data from multiple sensors are combined.
3. Decision & Planning Layer: This layer executes algorithms.
4. Control & Actuation Layer: After decision-making the vehicle actuators execute commands in milliseconds.

Key ADAS Technologies

1. Adaptive Cruise Control (ACC): Maintains a preset speed and safe distance.
2. Automatic Emergency Braking (AEB)
3. Lane Keeping Assist (LKA)
4. Blind Spot Monitoring (BSM)
5. Traffic Sign Recognition (TSR)

Automotive Standards & Safety Regulations

ADAS systems must comply with:

1. ISO 26262 (Functional Safety)
2. AUTOSAR architecture standards
3. NCAP safety ratings

Advanced Driver Assistance Systems (ADAS)

Challenges in ADAS Engineering

1. Environmental Limitations
2. Cybersecurity Risks
3. Computational Complexity
4. Cost Constraints

Role of AI and Deep Learning

1. Pedestrian detection
2. Traffic light recognition
3. Behavioral prediction of nearby vehicles.

Levels of Driving Automation

As per SAE classification:

- Level 0 – No automation
- Level 1 – Driver assistance
- Level 2 – Partial automation
- Level 3 – Conditional automation
- Level 4 – High automation
- Level 5 – Full automation

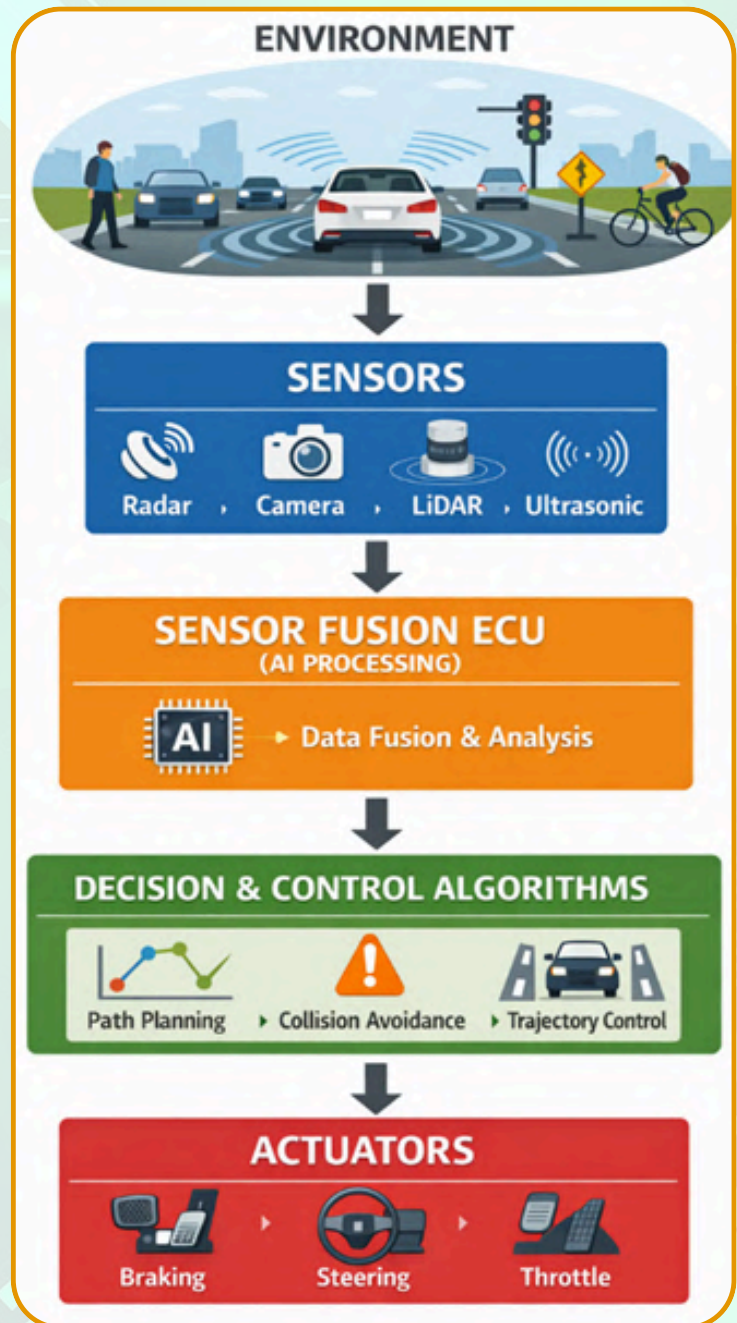
Applications of ADAS

- Passenger Vehicles
- Commercial Transport
- Smart Cities

Future Scope

- AI-powered predictive driving
- LiDAR cost reduction
- Full autonomous taxi services
- Edge computing in vehicles
- Integration with smart traffic systems

The convergence of AI, IoT, and automotive engineering will redefine mobility in the next decade.

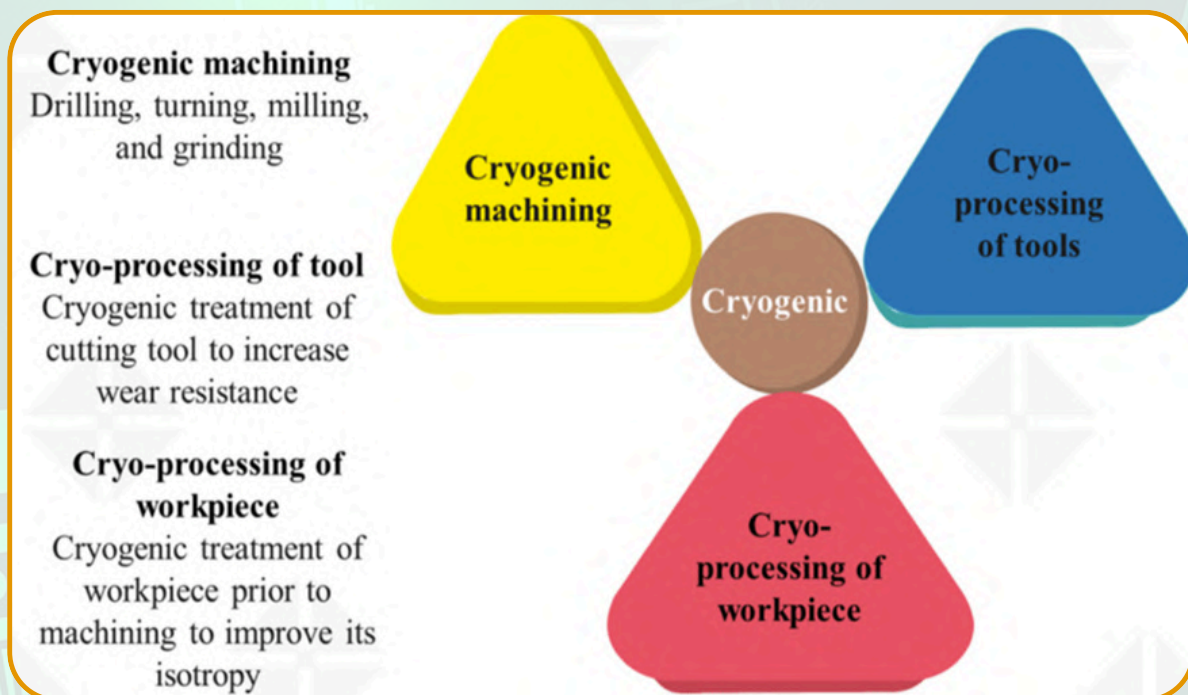


Cryogenic Machining

Cryogenic machining is an advanced manufacturing process that utilizes extremely low-temperature coolants such as liquid nitrogen (-196°C) or liquid carbon dioxide (-78°C) during machining operations.

This innovative cooling technique enhances tool life, improves surface finish, and significantly reduces environmental impact compared to traditional oil-based cutting fluids. In industries such as aerospace, automotive, medical implants, and energy sectors, machining difficult-to-cut materials like titanium alloys, Inconel, and hardened steels presents major challenges due to excessive heat generation at the cutting zone. High temperatures lead to rapid tool wear, dimensional inaccuracy, and poor surface quality.

Cryogenic machining addresses these issues by delivering cryogenic fluids directly to the tool-workpiece interface through insulated systems. The intense cooling effect removes heat rapidly, minimizes friction, and prevents thermal damage. Unlike conventional cutting fluids, cryogenic fluids evaporate immediately after use, leaving no residue and eliminating disposal problems.



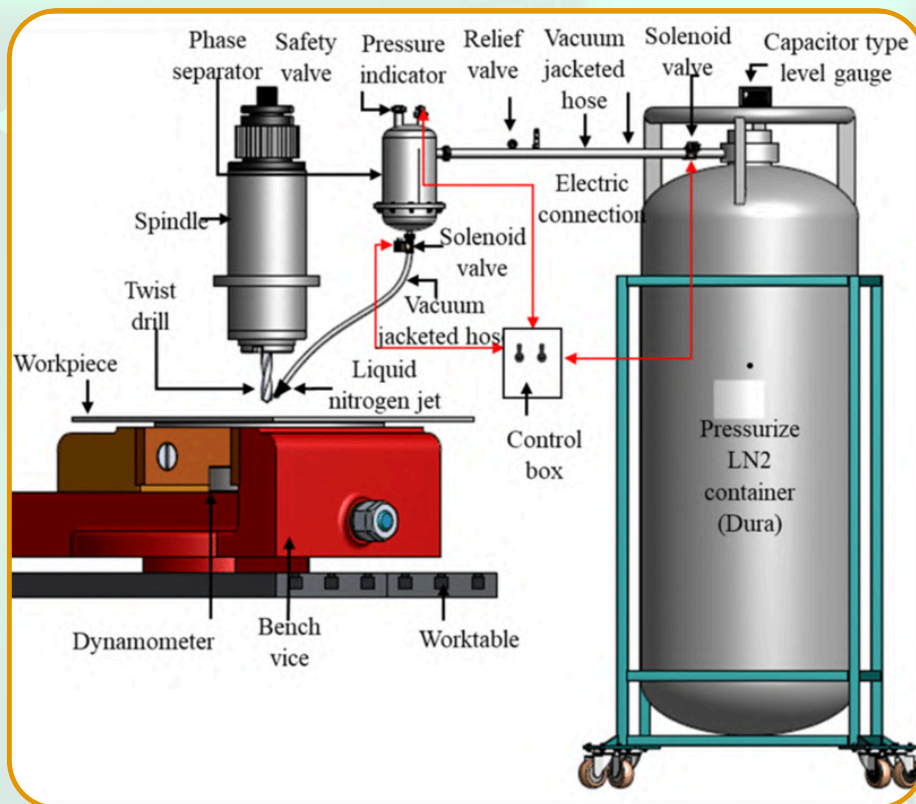
Working Principle and System Components

A cryogenic machining system consists of a storage tank, insulated transfer lines, control valves, and specially designed nozzles. The cryogenic fluid is stored in vacuum-insulated containers and delivered precisely to the cutting zone.

Cryogenic Machining

Working Steps:

- Cryogenic fluid is stored in an insulated tank.
- The fluid flows through insulated pipelines.
- Control valves regulate pressure and flow rate.
- A nozzle directs the fluid at the tool–chip interface.
- The fluid absorbs heat and vaporizes instantly.



Applications

Cryogenic machining is widely used in aerospace industries for titanium and nickel-based alloys, in automotive industries for hardened steel components, and in medical fields for high-precision implants.

Advantages of Cryogenic Machining:

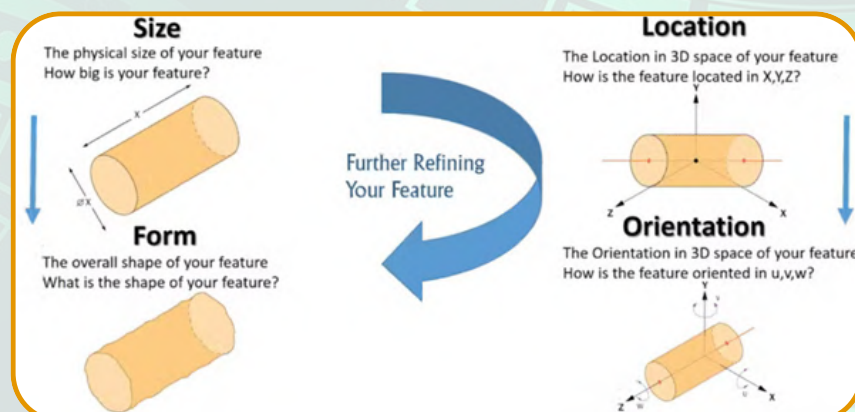
- Extended tool life
- Improved surface finish
- Reduced thermal distortion
- Environmentally friendly process
- Lower coolant management cost

Advanced GD&T Applications and Techniques

Geometric Dimensioning and Tolerancing (GD&T) in advanced applications moves beyond basic dimensioning to accurately communicate, manufacture, and inspect complex, high-precision, or high-volume parts. Using ASME Y14.5-2018 or ISO standards, it optimizes functional assembly through precise control of form, fit, orientation, and location, often increasing tolerance zones by over 50% compared to coordinate systems.

Advanced GD&T Applications and Techniques

- **Complex Assemblies & Tolerance Stacks**: Advanced GD&T is crucial for minimizing tolerance stack-up in complex assemblies, ensuring parts fit together despite cumulative variations.
- **Datum Reference Frames**: Advanced applications focus on defining complex datums, such as surfaces, centerlines, or specific features, to establish a robust framework for measurement and assembly.
- **Material Condition Modifiers**: Extensive use of Maximum Material Condition (MMC) and Least Material Condition (LMC) to allow for more flexibility, such as "virtual condition" calculations for hole-and-pin assemblies, which can increase manufacturing tolerance.
- **Profile Tolerancing**: Used for complex, non-planar surfaces (e.g., aerospace or automotive components), providing a precise, uniform tolerance zone around a surface.
- **Dynamic Inspection & Automation**: Machine vision and advanced inspection software use GD&T data to evaluate complex geometries, sometimes with sub-pixel resolution.
- **3D Model-Based Definition (MBD)**: Applying GD&T directly to 3D CAD models rather than 2D drawings, allowing for integrated simulation, manufacturing, and inspection.



Advanced GD&T Applications and Techniques

Size refers to the physical size of a feature. This is usually controlled by the normal \pm tolerancing you are used to seeing, although Profile can also control size.

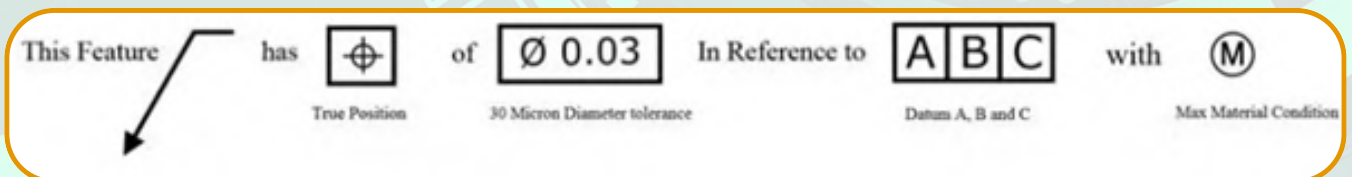
Location is the location of the feature in 3D space, relative to other features. Most commonly Position is used for this type of control.

Orientation is how your part is angled, or oriented in 3D space, relative to other features. Orientation symbols are used as a further refinement of location. Commonly, Parallelism, Perpendicularity, and Angularity are used to control these. Although many other symbols also will indirectly control the orientation, such as Runout.

Finally, **Form** refers to the overall shape of the feature. Form symbols, such as straightness, flatness, circularity, and cylindricity, are final refinements and are only used when functionally necessary.

Key Benefits in Advanced Manufacturing

- **Improved Interchangeability:** Ensures spare parts fit perfectly without custom fitting, essential for high-volume or global production.
- **Increased Productivity:** Reduces, and sometimes eliminates, re-work and scrap by providing larger, more accurate, and clearly defined manufacturing tolerances.
- **Reduced Inspection Costs:** Allows for clearer, more efficient, and often automated, inspection processes.
- **Clearer Design Intent:** Eliminates ambiguities in how a part is manufactured and inspected, providing a robust, unambiguous language.



- Mr. P.Vadivel, AP/Mech

Micro & Nano Manufacturing Techniques

Micro and Nano Manufacturing refers to fabrication technologies used to produce structures ranging from micrometers (10^{-6}m) down to nanometers (10^{-9}m). These techniques are fundamental to:

- Semiconductor devices
- MEMS sensors
- Biomedical implants
- Microfluidic systems
- Nano electronics
- Energy harvesting devices

The rapid advancement of micro fabrication began with integrated circuit development and continues today in advanced semiconductor facilities operated by companies such as Intel and TSMC.

Classification of Micro & Nano Manufacturing

Micro/nano manufacturing techniques are broadly categorized into:

Top-Down Manufacturing

Material is removed from a bulk substrate to create smaller features.

Examples:

- Photolithography
- Electron Beam Lithography
- Micro-machining
- Focused Ion Beam machining

Bottom-Up Manufacturing

Structures are assembled atom-by-atom or molecule-by-molecule.

Examples:

- Chemical Vapor Deposition (CVD)
- Atomic Layer Deposition (ALD)
- Molecular Beam Epitaxy (MBE)
- Self-assembly

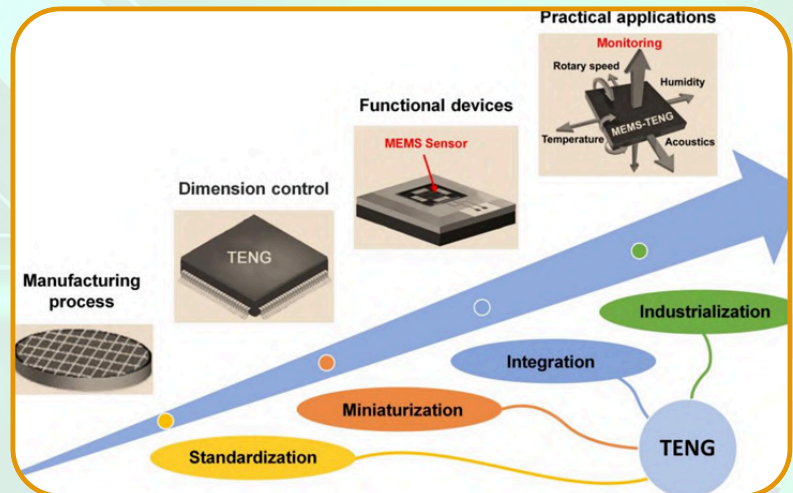
Photolithography (Core Micro fabrication Process)

Photolithography is the backbone of semiconductor manufacturing. It transfers patterns from a photo mask to a photoresist-coated silicon wafer.

Micro & Nano Manufacturing Techniques

Process Steps:

1. Wafer cleaning
2. Spin coating of photoresist
3. Soft baking
4. UV exposure through mask
5. Development
6. Etching
7. Resist stripping



Electron Beam Lithography_(EBL)

Electron Beam Lithography enables nanoscale patterning below 10 nm resolution. Instead of light, a focused electron beam writes patterns directly on resist.

Working Mechanism:

1. Electron beam scans resist.
2. Exposure changes resist solubility.
3. Development reveals nano-pattern.

Industrial Applications

Semiconductor - Integrated circuits

Biomedical - Micro needles, implants

Aerospace - Micro sensors

Automotive - Fuel injector micro holes

Energy - Nano coatings

Challenges in Micro & Nano Manufacturing

1. High equipment cost
2. Cleanroom requirements
3. Process control complexity
4. Tool fabrication limitations
5. Metrology and measurement difficulties

Precise measurement tools like Atomic Force Microscopy (AFM) and Scanning Electron Microscopy (SEM) are essential for quality assurance.

LBM & EBM

Laser Beam Machining (LBM)

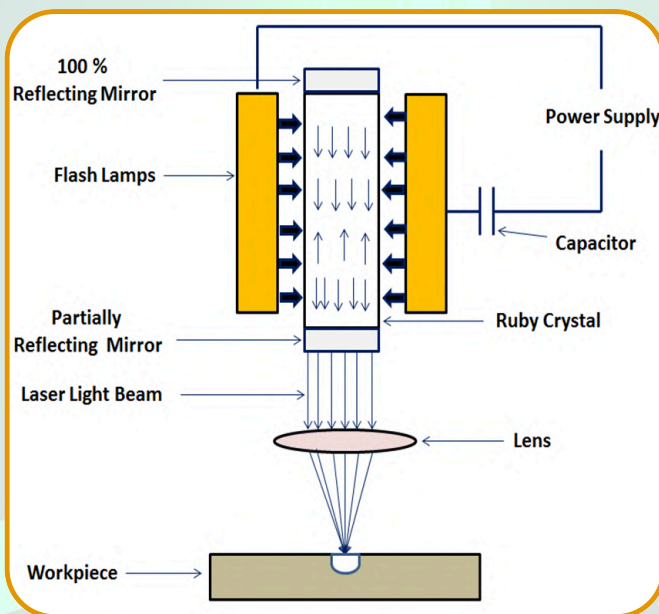
Laser Beam Machining uses a highly focused laser beam to remove material by melting and vaporization. The laser beam is generated using optical amplification based on stimulated emission of radiation. The intense heat energy concentrates on a small area, resulting in high material removal rates with excellent accuracy.

Working Principle

A laser source generates coherent light which is focused through lenses onto the workpiece. The material absorbs the energy, leading to melting and vaporization. Assist gases such as oxygen or nitrogen are often used to improve cutting efficiency and remove molten material.

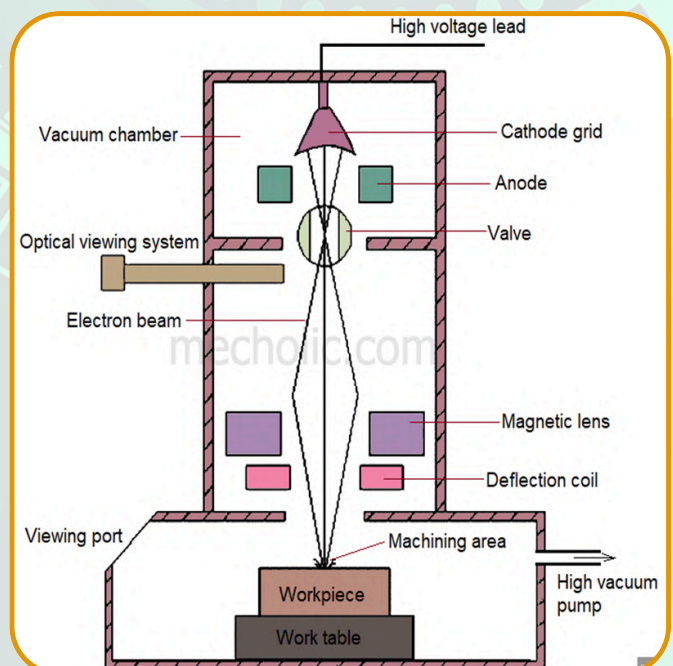
Advantages

- No direct contact between tool and workpiece
- Suitable for hard and brittle materials
- High precision and narrow kerf width
- Minimal mechanical stresses



LBM

EBM



LBM & EBM

Applications

- Micro-drilling and cutting
- PCB manufacturing
- Medical device fabrication
- Sheet metal cutting

Electron Beam Machining (EBM)

Electron Beam Machining uses a high-velocity stream of electrons focused on the workpiece. The kinetic energy of electrons converts into heat energy upon impact, causing localized melting and vaporization. EBM is performed in a vacuum environment to prevent electron scattering.

Working Principle

An electron gun generates electrons which are accelerated using high voltage (typically 50–200 kV). Magnetic lenses focus the beam onto the workpiece surface. The process is controlled precisely using electromagnetic deflection systems.

Advantages

- Extremely high precision
- Deep penetration capability
- Suitable for reactive and refractory metals
- Minimal heat affected zone

Applications

- Aerospace components
- Micro-hole drilling in turbine blades
- Nuclear industry components
- Precision welding

- Mr. U.Sakthivel, II Year

கவிதைகள்

பசி

பசியறியாதவற்கு உணவு வெறும் அன்னம்
பசியோடு அழைப்பவர்க்கு சிறு பருக்கையும் அமிர்தம்....
ருசியை மறந்து பசியை அறிந்தால் உணவில் ஏது பாகுபாடு?
சிந்திய உணவில் தெரிய சிந்திய வேர்வை புரிய உணவு என்றும் வீணாகாத!
வீணாய் போகும் உணவை
நாளும் தேடும் உயிர்களை நினைத்தாள்
தானாய் முன்வந்து பகிர்வாய் உணவை
அதில் தீர்ப்போம் பலர் பசி கனவை
ஒவ்வொரு பருக்கை உணவிலும் எழுதப்பட்டிருக்கும்
இது யாருக்கு சொந்தம் என்று!!!...
உணவைவீணாக்காதீர்!!!...

- சி.கவின் குமார், மூன்றாம் ஆண்டு

உணவு

உணர்வின்றி வாழும் மனிதர்கள் கொடுக்கும் வழியை விட
உணவின்றி வாழும் மனிதரடையும் வலி பெரியது
பலருக்கு பசி போக்க
சிலருக்கு ருசி பார்க்க உணரப்போவதில்லை
பசிக்கு உண்பவன் ருசியை ருசித்து புசித்தவன்
பசியின் வலியை இல்லாதோருக்கு உணவளிப்பது தர்மம்
இடம் தேடி உணவளிப்பது தானம்
உணவின்றி வாழும் காலம்
வாழ்வை மாய்க்க செல்லுது
அடை மலையிலும் குளிர் வெயிலிலும் உணவை தேட செல்லுது
குடையின்றி அடைமலையில் தேநீர் தேட செல்லுது
குடையின்றி கொளுத்தும் வெயில் இளநீர் நாட செல்லுது
உணவே மருந்தென்று வாழ்வோம்
மருந்தே உணவென்ற நிலையை மாற்றுவோம்

- வே.ராஜேஷ், மூன்றாம் ஆண்டு

கவிதைகள்

தானியங்கள்

நெல்லைக் குத்தி உமியாக்கி,
எடுத்த அரிசியில் சோறாக்கி,
நெய்யில் பிசைந்து உண்பதுதான்,
நெஞ்சுரம் தருமே அறிந்திடுக!
கம்பை இடித்துக் களியாக்கி,
கட்டித் தயிரில் கூழாக்கி,
மாவடு கடித்து உண்பதுதான்,
மகிழ்ச்சி தந்திடுமே அறிந்திடுக!
சோளம் குத்தி சோறாக்கி,
சொட்டும் மோரில் கூழாக்கி,
காலை மாலை அருந்துவது,
கனலைப் போக்கும் அறிந்திடுக!
கோதுமைக்குத்தி உமிநீக்கி,
கொதிக்கும் உலையில் அதைப் போட்டு,
கொஞ்சம் வெந்ததும் அவுளாக்கிக் கொள்வது,
பலம் தருமே அறிந்திடுக!

- கு.முத்துக்கவி, இரண்டாம் ஆண்டு

இயற்கை

தினமும் எழும் சூரியனே...!
உன்னை யார் எழுப்புகிறார்?
துணையே இல்லாத நிலவே
யாருக்காக தினமும் காத்திருக்கிறாய்...!
உனக்கு என்ன அவ்வளவு சோகம்,
மழையாய்ப் பொழிகிறாய்..!
வானவில்லே...! ஏழு வண்ணத்தில்
யாருக்காகப் பாதை அமைக்கிறாய்...!
எல்லாம் மனிதனுக்காக இல்லை
ஆனால் நாம் எல்லாத்தையும் எடுத்துக் கொண்டோம்...!

- ச.ராஜசேகரன், இரண்டாம் ஆண்டு

Poem

Mechanical Engineering

"With gears and cogs, you design and create,
Machines that move, and innovate.
Your mind is sharp, your skills so fine,
Problem-solving, all the time.
From thermodynamics to mechanics of solids,
You master concepts, and make them unfold.
CAD designs, simulations, and prototypes too,
Your ideas take shape, and come anew.
Heat transfer, fluid dynamics in play,
Energy conversion, every single day.
Materials science, strength and stress,
Your knowledge base, forever the best.
You're the builders, of a better world,
Mechanical engineers, with a visionary curl.
Your passion drives, innovative solutions,
Shaping tomorrow, with precision and conclusions."

Or, here's a shorter version:

"Gears, cogs, and machines so grand,
Mechanical engineers, building a better land.
With thermodynamics, mechanics, and CAD,
Problem-solvers, making innovation not so bad.
Heat transfer, materials, and stress,
Mastering concepts, with finesse.
Building a world, with precision and might,
Mechanical engineers, shining so bright."

- Golu Kumar, Final year

Pencil Arts



Mr. P.Aravinth,
IV Year

Mr. A.Mathiyas,
III Year



Mr. S.Yogeswaran,
II Year

**ALL OUR DREAMS CAN COME
TRUE IF WE HAVE THE
COURAGE TO PURSUE THEM.**

- Walt Disney



**DEPARTMENT OF MECHANICAL
ENGINEERING**